



















Endurance Festival CEIO2* 120KM , Aug 18 2019 7:00AM
CEIO2* 120 Km ,Euston Park, UK

Pos	St #	Pos	Dist	Depart	Arrival	1st Vet In	2nd Vet In	Heart Rates	Recovery	CRI/RR1	Ride Time	Total Ride Time	Phase Speed	Avg Speed	Penalty	Next Depart.	
1	25		SALEM HAMAD SAEED MALHOOF AL KITBI/10093059/UAE						AS BANDERAZO/2010/Bay/Gelding/105PY34								
	1	10	40	7:00:00.00	8:29:03.47	8:31:42.43		64/60	02:39		01:31:42	01:31:42	26.17	26.17	00:00	09:11:42	
	2	8	32	9:11:42.43	10:25:59.53	10:28:31.62	10:30:34.72	65 - 64/60	04:35		01:18:52	02:50:35	24.34	25.33	00:00	11:10:34	
	3	6	26	11:10:34.72	12:09:59.49	12:14:06.76		60/58	04:08	12:43:27	01:03:32	03:54:07	24.55	25.12	00:00	13:04:06	
	4	1	22	13:04:06.76	13:48:30.34	13:59:26.41		58/54	10:56		00:44:24	04:38:30	29.73	25.85	00:00		
			TrailBy: 00:00:00:000			Avg Recovery/Tot Recovery : 00:05:34 / 00:22:18			M7 Stables/Mohd Ahmed Ali AI SUBOSE								
2	136		MOHAMED AIDA/10093233/ALG						AKABAN DES OLIVIERS/2010/Grey/Gelding/105OB83								
	1	11	40	7:00:00.00	8:29:17.46	8:32:09.87		59/60	02:53		01:32:10	01:32:10	26.04	26.04	00:00	09:12:09	
	2	7	32	9:12:09.87	10:26:07.99	10:28:17.96		63/60	02:10		01:16:08	02:48:18	25.22	25.67	00:00	11:08:17	
	3	3	26	11:08:17.96	12:10:08.90	12:13:01.41		63/64	02:52	12:48:25	01:04:43	03:53:01	24.1	25.23	00:00	13:03:01	
	4	2	22	13:03:01.41	14:02:32.03	14:14:58.98		58/58	12:27		00:59:31	04:52:32	22.18	24.61	00:00		
			TrailBy: 00:14:01:697			Avg Recovery/Tot Recovery : 00:05:05 / 00:20:22			F3 STABLES/Ali Ghanim AL MARRI								
3	22		SAEED AHMAD JABER AL HARBI/10084918/UAE						KALODY PARK ROCKIN ROBIN/2006/Chestnut/Gelding/105CH51								
	1	9	40	7:00:00.00	8:29:10.70	8:31:35.17		64/62	02:24		01:31:35	01:31:35	26.2	26.2	00:00	09:11:35	
	2	5	32	9:11:35.17	10:26:04.03	10:27:54.72		64/58	01:51		01:16:20	02:47:55	25.16	25.73	00:00	11:07:54	
	3	5	26	11:07:54.72	12:10:05.79	12:13:16.65		64/56	03:11	12:45:07	01:05:22	03:53:17	23.87	25.21	00:00	13:03:16	
	4	3	22	13:03:16.65	14:05:05.25	14:14:10.28		52/52	09:05		01:01:49	04:55:05	21.36	24.4	00:00		
			TrailBy: 00:16:34:913			Avg Recovery/Tot Recovery : 00:04:07 / 00:16:31			F3 Stables/Ali Ghanim AL MARRI								
4	44		GHAITH ABDUL WAHID KHAMIS SAQER/10094335/UAE						SIMBEL AL AIN/2010/Other/Gelding/105PW97								
	1	1	40	7:00:00.00	8:24:24.13	8:27:24.49		64/60	03:00		01:27:24	01:27:24	27.46	27.46	00:00	09:07:24	
	2	1	32	9:07:24.49	10:20:58.92	10:24:25.57	10:26:28.22	65 - 61/60	05:29		01:19:04	02:46:28	24.28	25.95	00:00	11:06:28	
	3	1	26	11:06:28.22	12:05:18.81	12:11:17.30		64/60	05:58	12:43:03	01:04:49	03:51:17	24.07	25.42	00:00	13:01:17	
	4	4	22	13:01:17.30	14:07:29.34	14:24:34.72		61/63	17:06		01:06:12	04:57:29	19.94	24.2	00:00		
			TrailBy: 00:18:59:000			Avg Recovery/Tot Recovery : 00:07:53 / 00:31:33			M7 Stables/Mohd Ahmed Ali AI SUBOSE								
5	23		HAMAD OBAID RASHED AL KAABI/10042450/UAE						BEST OFF LA MAJORIE/2011/Grey/Gelding/106AC60								
	1	7	40	7:00:00.00	8:29:13.33	8:31:08.97		62/60	01:56		01:31:09	01:31:09	26.33	26.33	00:00	09:11:08	
	2	11	32	9:11:08.97	10:26:06.94	10:32:38.09		62/48	06:31		01:21:29	02:52:38	23.56	25.02	00:00	11:12:38	
	3	7	26	11:12:38.09	12:21:11.79	12:28:50.24		62/60	07:38	13:04:02	01:16:12	04:08:50	20.47	23.63	00:00	13:18:50	
	4	5	22	13:18:50.24	14:17:59.81	14:42:00.47		62/60	24:00		00:59:10	05:08:00	22.31	23.38	00:00		
			TrailBy: 00:29:29:477			Avg Recovery/Tot Recovery : 00:10:01 / 00:40:05			MRM STABLES/Bhanwar Singh Khiv Singh RATHORE								
6	54		MOHAMED ABDULHAMEED ALHASHEMI/10134644/BRN						EL JAMANI BELZAKIM/2008/Grey/Gelding/106HS01								
	1	18	40	7:00:00.00	8:40:30.81	8:44:02.84		64/60	03:32		01:44:03	01:44:03	23.07	23.07	00:00	09:24:02	
	2	16	32	9:24:02.84	10:51:13.25	10:55:01.94		62/56	03:49		01:30:59	03:15:02	21.1	22.15	00:00	11:35:01	
	3	10	26	11:35:01.94	12:42:56.37	12:48:38.71		62/60	05:43	13:25:23	01:13:37	04:28:39	21.19	21.89	00:00	13:38:38	
	4	6	22	13:38:38.71	14:32:03.80	15:01:01.06		60/60	28:57		00:53:25	05:22:04	24.71	22.36	00:00		
			TrailBy: 00:43:33:467			Avg Recovery/Tot Recovery : 00:10:30 / 00:42:01			Dubawi Stables/Takhat SINGH RAO								




7	110		NARENDRA SINGH RATHORE/10054576/IND							ANDY/2010/Chestnut/Mare/106DA93								
			1	14	40	7:00:00.00	8:29:20.40	8:31:57.66	8:35:40.79	68 - 62/56	06:21		01:35:41	01:35:41	25.08	25.08	00:00	09:15:40
			2	14	32	9:15:40.79	10:42:04.08	10:46:38.65		61/56	04:35		01:30:58	03:06:39	21.11	23.15	00:00	11:26:38
			3	9	26	11:26:38.65	12:36:26.61	12:42:42.77		59/54	06:16	13:17:21	01:16:04	04:22:43	20.51	22.38	00:00	13:32:42
			4	7	22	13:32:42.77	14:32:27.32	14:42:04.67		64/62	09:38		00:59:45	05:22:27	22.09	22.33	00:00	
TrailBy: 00:43:56:980			Avg Recovery/Tot Recovery : 00:06:42 / 00:26:50					MRM STABLES/Bhanwar Singh Khiv Singh RATHORE										
8	92		FRANCE PAUL/10091633/FRA							TAJ MAHAL/2007/Grey/Gelding/104GP79								
			1	21	40	7:00:00.00	8:50:34.07	8:52:11.34		59/60	01:37		01:52:11	01:52:11	21.39	21.39	00:00	09:32:11
			2	18	32	9:32:11.34	11:03:51.28	11:05:08.55		61/64	01:18		01:32:57	03:25:09	20.66	21.06	00:00	11:45:08
			3	11	26	11:45:08.55	12:58:33.82	13:00:45.94		63/48	02:12	13:31:28	01:15:37	04:40:46	20.63	20.94	00:00	13:50:45
			4	8	22	13:50:45.94	14:43:29.79	14:54:30.20		48/52	11:00		00:52:44	05:33:30	25.03	21.59	00:00	
TrailBy: 00:54:59:450			Avg Recovery/Tot Recovery : 00:04:01 / 00:16:07					MONSIEUR PAUL BARD/Paul BARD										
9	139		ELENA PATON/10066237/FRA							UPAL CABIRAT/2008/Chestnut/Mare/104VV45								
			1	20	40	7:00:00.00	8:50:36.03	8:51:42.42		59/64	01:06		01:51:42	01:51:42	21.48	21.48	00:00	09:31:42
			2	17	32	9:31:42.42	11:03:50.53	11:04:53.14		61/58	01:02		01:33:11	03:24:53	20.61	21.08	00:00	11:44:53
			3	12	26	11:44:53.14	12:58:36.67	12:59:43.48	13:01:58.18	67 - 59/52	03:21	13:36:19	01:17:05	04:41:58	20.24	20.85	00:00	13:51:58
			4	9	22	13:51:58.18	14:43:29.96	14:48:58.91		56/54	05:29		00:51:32	05:33:30	25.62	21.59	00:00	
TrailBy: 00:54:59:623			Avg Recovery/Tot Recovery : 00:02:44 / 00:10:58					Monsieur JEAN-NOEL LAFAURE/Jean Noel LAFAURE										
10	71		MARTA MATAS FAGREGA/10116519/ESP							IV STYLE/2009/Bay/Mare/105CM46								
			1	22	40	7:00:00.00	8:50:35.10	8:52:36.55		55/56	02:02		01:52:37	01:52:37	21.31	21.31	00:00	09:32:36
			2	19	32	9:32:36.55	11:03:52.83	11:05:26.08		64/60	01:33		01:32:50	03:25:26	20.68	21.03	00:00	11:45:26
			3	13	26	11:45:26.08	12:58:35.65	13:03:49.87		62/60	05:14	13:39:48	01:18:24	04:43:50	19.9	20.72	00:00	13:53:49
			4	10	22	13:53:49.87	14:55:44.66	15:07:13.05		60/64	11:28		01:01:55	05:45:45	21.32	20.82	00:00	
TrailBy: 01:07:14:327			Avg Recovery/Tot Recovery : 00:05:04 / 00:20:17					JORDI ILLA VILLA/Marta MATAS FAGREGA										
11	85		CESAR DONNAIS/10085288/FRA							TAARA DE BELAIR/2011/Chestnut/Mare/106OJ84								
			1	26	40	7:00:00.00	8:50:33.07	8:52:15.73	8:54:20.31	65 - 64/60	03:47		01:54:20	01:54:20	20.99	20.99	00:00	09:34:20
			2	21	32	9:34:20.31	11:06:15.27	11:07:55.79	11:10:01.83	66 - 59/60	03:47		01:35:42	03:30:02	20.06	20.57	00:00	11:50:01
			3	14	26	11:50:01.83	13:09:52.94	13:12:40.89		64/60	02:48	13:47:49	01:22:39	04:52:41	18.87	20.09	00:00	14:02:40
			4	11	22	14:02:40.89	15:01:05.96	15:15:36.74		60/56	14:31		00:58:25	05:51:06	22.6	20.51	00:00	
TrailBy: 01:12:35:627			Avg Recovery/Tot Recovery : 00:06:13 / 00:24:53					Jean Bernard SOUBERBIELLE/Cesar DONNAIS										
12	68		ALEX CRIVILLÉ TAPIAS/10067341/ESP							ASIFA/2007/Grey/Mare/104QB72								
			1	27	40	7:00:00.00	8:50:45.51	8:55:07.24		61/60	04:21		01:55:07	01:55:07	20.85	20.85	00:00	09:35:07
			2	23	32	9:35:07.24	11:10:27.74	11:14:41.36		61/60	04:13		01:39:34	03:34:41	19.28	20.12	00:00	11:54:41
			3	15	26	11:54:41.36	13:09:54.68	13:13:52.96		62/60	03:58	13:48:02	01:19:12	04:53:53	19.7	20.01	00:00	14:03:52
			4	12	22	14:03:52.96	15:01:06.04	15:09:55.59		55/52	08:50		00:57:13	05:51:06	23.07	20.51	00:00	
TrailBy: 01:12:35:703			Avg Recovery/Tot Recovery : 00:05:20 / 00:21:22					ALEX CRIVILLE TAPIAS/Alex CRIVILLÉ TAPIAS										
13	43		HAMAD SAEED GHUMRAN BUGARRAH/10093915/UAE							EL NIZE SHIVANI/2007/Bay/Gelding/105BE48								
			1	29	40	7:00:00.00	8:50:44.24	8:55:34.87		57/60	04:51		01:55:35	01:55:35	20.76	20.76	00:00	09:35:34
			2	24	32	9:35:34.87	11:10:31.04	11:15:25.94		58/60	04:55		01:39:51	03:35:26	19.23	20.05	00:00	11:55:25
			3	18	26	11:55:25.94	13:18:47.29	13:23:53.69		62/56	05:07	13:58:26	01:28:28	05:03:54	17.63	19.35	00:00	14:13:53
			4	13	22	14:13:53.69	15:16:41.50	15:26:50.40		59/60	10:08		01:02:48	06:06:42	21.02	19.64	00:00	
TrailBy: 01:28:11:163			Avg Recovery/Tot Recovery : 00:06:15 / 00:25:01					Dubawi Stables/Takhat SINGH RAO										
14	77		ANNA SOLER VILA/10095275/ESP							BELHARRA D ESQUIRIA/2011/Bay/Mare/106AJ08								
			1	53	40	7:00:00.00	9:00:44.01	9:02:42.46	9:08:25.98	76 - 59/60	07:42		02:08:26	02:08:26	18.69	18.69	00:00	09:48:25
2	46	32	9:48:25.98	11:28:07.50	11:30:55.92		63/58	02:48		01:47:36	03:56:02	17.84	18.3	05:06	12:16:01			

14	3	25	26	12:16:01.92	13:33:27.25	13:36:13.11		64/62	02:46	14:10:50	01:20:11	05:16:13	19.45	18.59	00:00	14:26:13	
	4	14	22	14:26:13.11	15:21:21.66	15:32:27.26		60/56	11:05		00:55:09	06:11:22	23.94	19.39	00:00		
	TrailBy: 01:32:51:320			Avg Recovery/Tot Recovery : 00:06:05 / 00:24:21					Alex LUQUE MORAL/Alex LUQUE MORAL								
15	46	REBECCA JANE PINDER/10041375/AUS									BILBAINO/2011/Grey/Male/106MT70						
	1	42	40	7:00:00.00	9:00:43.33	9:02:09.07		59/56	01:26		02:02:09	02:02:09	19.65	19.65	00:00	09:42:09	
	2	34	32	9:42:09.07	11:25:39.12	11:27:14.56		56/52	01:36		01:45:05	03:47:15	18.27	19.01	00:00	12:07:14	
	3	22	26	12:07:14.56	13:27:36.21	13:29:55.47	13:32:45.93	66 - 62/60	05:10	14:07:17	01:25:31	05:12:46	18.24	18.8	00:00	14:22:45	
	4	15	22	14:22:45.93	15:21:22.88	15:31:21.52		53/56	09:59		00:58:37	06:11:23	22.52	19.39	00:00		
	TrailBy: 01:32:52:540			Avg Recovery/Tot Recovery : 00:04:32 / 00:18:11					Rebecca JANE PINDER/Jairo RODRIGUEZ BERENGUER								
16	89	ALIZEE LAFAURIE/10113908/FRA									GAZAL POMPEIUS/2004/Grey/Gelding/103PU24						
	1	24	40	7:00:00.00	8:50:36.84	8:53:30.63		64/60	02:54		01:53:31	01:53:31	21.14	21.14	00:00	09:33:30	
	2	22	32	9:33:30.63	11:06:20.26	11:09:13.27	11:12:00.92	68 - 60/58	05:41		01:38:30	03:32:01	19.49	20.38	00:00	11:52:00	
	3	17	26	11:52:00.92	13:09:56.95	13:15:47.77		61/54	05:51	13:50:13	01:23:47	04:55:48	18.62	19.88	00:00	14:05:47	
	4	16	22	14:05:47.77	15:21:24.38	15:29:00.58		56/52	07:37		01:15:37	06:11:24	17.46	19.39	00:00		
	TrailBy: 01:32:54:047			Avg Recovery/Tot Recovery : 00:05:30 / 00:22:03					Madame Cécile DUMAS/Alizee LAFAURIE								
17	90	ALLAN LEON/10014291/FRA									BABEL DE CROUZ/2011/Bay/Mare/105RP43						
	1	46	40	7:00:00.00	8:57:07.75	9:00:30.20	9:04:26.59	67 - 57/60	07:19		02:04:27	02:04:27	19.29	19.29	00:00	09:44:26	
	2	41	32	9:44:26.59	11:25:38.51	11:30:59.93		61/58	05:21		01:46:33	03:51:00	18.02	18.7	00:00	12:10:59	
	3	28	26	12:10:59.93	13:34:02.83	13:38:58.49		63/64	04:55	14:13:23	01:27:59	05:18:58	17.73	18.43	00:00	14:28:58	
	4	17	22	14:28:58.49	15:24:01.26	15:35:26.87		56/60	11:26		00:55:03	06:14:01	23.98	19.25	00:00		
	TrailBy: 01:35:30:927			Avg Recovery/Tot Recovery : 00:07:15 / 00:29:01					Theo RADOUX/Allan LEON								
18	53	LOUNA SCHUITEN/10037899/BEL									HH MANANITA/2011/Chestnut/Mare/106EE99						
	1	23	40	7:00:00.00	8:50:39.16	8:53:21.94		60/63	02:43		01:53:22	01:53:22	21.17	21.17	00:00	09:33:21	
	2	20	32	9:33:21.94	11:06:18.39	11:09:20.99		64/64	03:03		01:35:59	03:29:21	20	20.64	00:00	11:49:20	
	3	16	26	11:49:20.99	13:09:56.30	13:14:59.50		64/58	05:04	13:45:19	01:25:39	04:55:00	18.22	19.93	00:00	14:04:59	
	4	18	22	14:04:59.50	15:27:29.23	15:32:18.25		58/56	04:49		01:22:30	06:17:29	16	19.07	00:00		
	TrailBy: 01:38:58:897			Avg Recovery/Tot Recovery : 00:03:54 / 00:15:39					Matar Hamad Mohd AL MAZROOEI/Josephine THOMAS								
19	99	CARRI ANN DARK/10031147/GBR									HS DRIFT/2004/Grey/Gelding/103IN36						
	1	40	40	7:00:00.00	8:57:21.37	9:01:21.28		64/60	04:00		02:01:21	02:01:21	19.78	19.78	00:00	09:41:21	
	2	27	32	9:41:21.28	11:10:19.70	11:19:12.03		58/62	08:52		01:37:51	03:39:12	19.62	19.71	00:00	11:59:12	
	3	20	26	11:59:12.03	13:18:55.90	13:28:28.57		57/56	09:33	14:05:04	01:29:17	05:08:29	17.47	19.06	00:00	14:18:28	
	4	19	22	14:18:28.57	15:36:10.55	15:46:30.15		56/64	10:19		01:17:42	06:26:11	16.99	18.64	00:00		
	TrailBy: 01:47:40:217			Avg Recovery/Tot Recovery : 00:08:11 / 00:32:44					Mrs Ann Dark/Carri Ann DARK								
20	49	CARINE BOULANGER/10014168/BEL									TAWFIQ DU COURTISOT/2007/Bay/Gelding/104RT42						
	1	47	40	7:00:00.00	9:01:15.63	9:04:50.59		56/56	03:35		02:04:51	02:04:51	19.22	19.22	00:00	09:44:50	
	2	38	32	9:44:50.59	11:25:42.01	11:28:57.48		64/60	03:15		01:44:07	03:48:57	18.44	18.87	00:00	12:08:57	
	3	29	26	12:08:57.48	13:33:32.84	13:39:07.18		57/50	05:34	14:14:24	01:30:10	05:19:07	17.3	18.43	00:00	14:29:07	
	4	20	22	14:29:07.18	15:36:44.08	15:44:44.35		57/60	08:00		01:07:37	06:26:44	19.52	18.62	00:00		
	TrailBy: 01:48:13:743			Avg Recovery/Tot Recovery : 00:05:06 / 00:20:24					Carine BOULANGER/Carine BOULANGER								
21	112	TOM MACGUINNESS/10095855/IRL									CHAMAILLE DES AUBUS/2011/Grey/Gelding/105YM81						
	1	39	40	7:00:00.00	8:59:29.47	9:01:16.85		64/64	01:48		02:01:17	02:01:17	19.79	19.79	00:00	09:41:16	
	2	35	32	9:41:16.85	11:23:52.27	11:27:32.85		63/60	03:41		01:46:16	03:47:33	18.07	18.99	00:00	12:07:32	
	3	21	26	12:07:32.85	13:27:31.62	13:30:48.12		61/64	03:16	14:06:47	01:23:15	05:10:48	18.74	18.92	00:00	14:20:48	
	4	21	22	14:20:48.12	15:36:58.14	15:43:35.69		54/56	06:38		01:16:10	06:26:58	17.33	18.61	00:00		
	TrailBy: 01:48:27:800			Avg Recovery/Tot Recovery : 00:03:50 / 00:15:23					Jordi ARBOIX SANTACREU/Ingrid JORDANA CAINZOS								

22	114		MARTIN CHRISTOPHER MCNAMARA/10181620/IRL							HORSEWARE HLM FONTANA/2011/Chestnut/Mare/105WG27								
			1	45	40	7:00:00.00	8:59:30.63	9:03:14.95		64/60	03:44		02:03:15	02:03:15	19.47	19.47	00:00	09:43:14
			2	40	32	9:43:14.95	11:23:53.65	11:29:41.29		58/60	05:47		01:46:26	03:49:41	18.04	18.81	00:00	12:09:41
			3	23	26	12:09:41.29	13:27:33.41	13:34:32.88		58/58	07:00	14:08:54	01:24:52	05:14:33	18.38	18.69	00:00	14:24:32
			4	22	22	14:24:32.88	15:36:59.03	15:46:10.16		60/56	09:11		01:12:26	06:26:59	18.22	18.61	00:00	
TrailBy: 01:48:28:693			Avg Recovery/Tot Recovery : 00:06:25 / 00:25:42					HORSEWARE PRODUCTS, LTD/Tom MACGUINNESS										
23	91		LENA MORCELLO/10154717/FRA							AL WATHBAH SHAMA/2010/Bay/Gelding/105OB10								
			1	59	40	7:00:00.00	9:01:12.13	9:10:41.63		64/54	09:30		02:10:42	02:10:42	18.36	18.36	00:00	09:50:41
			2	47	32	9:50:41.63	11:28:08.52	11:37:19.11		63/58	09:10		01:46:37	03:57:19	18.01	18.2	00:00	12:17:19
			3	32	26	12:17:19.11	13:33:57.54	13:43:07.17		63/56	09:09	14:17:44	01:25:48	05:23:07	18.18	18.2	00:00	14:33:07
			4	23	22	14:33:07.17	15:43:22.01	15:56:50.66		57/60	13:29		01:10:15	06:33:22	18.79	18.3	00:00	
TrailBy: 01:54:51:677			Avg Recovery/Tot Recovery : 00:10:19 / 00:41:18					Fanny MORCELLO, Jean Luc MORCELLO/Lena MORCELLO										
24	94		CLAUDE PLACES/10014330/FRA							ANDALAY RIO/2010/Other/Gelding/105RJ02								
			1	51	40	7:00:00.00	9:01:17.25	9:06:27.39		64/60	05:10		02:06:27	02:06:27	18.98	18.98	00:00	09:46:27
			2	39	32	9:46:27.39	11:25:40.68	11:29:37.86		54/58	03:57		01:43:10	03:49:38	18.61	18.81	00:00	12:09:37
			3	31	26	12:09:37.86	13:34:06.93	13:39:55.73		59/58	05:49	14:14:37	01:30:18	05:19:56	17.28	18.38	00:00	14:29:55
			4	24	22	14:29:55.73	15:44:10.52	15:56:04.32		54/64	11:53		01:14:15	06:34:11	17.78	18.27	00:00	
TrailBy: 01:55:40:180			Avg Recovery/Tot Recovery : 00:06:42 / 00:26:49					Claude PLACES/Claude PLACES										
25	108		URSULA KLINGBEIL/10014504/GER							CHIARA LUNA/2011/Grey/Mare/106AV67								
			1	41	40	7:00:00.00	8:57:10.08	9:02:01.18		64/60	04:51		02:02:01	02:02:01	19.67	19.67	00:00	09:42:01
			2	36	32	9:42:01.18	11:22:10.54	11:27:55.94		57/56	05:45		01:45:55	03:47:56	18.13	18.95	00:00	12:07:55
			3	24	26	12:07:55.94	13:27:41.16	13:35:56.14		57/52	08:15	14:10:54	01:28:00	05:15:56	17.73	18.61	00:00	14:25:56
			4	25	22	14:25:56.14	15:44:10.91	15:54:28.19		53/58	10:17		01:18:15	06:34:11	16.87	18.27	00:00	
TrailBy: 01:55:40:577			Avg Recovery/Tot Recovery : 00:07:17 / 00:29:08					Ursula KLINGBEIL/Ursula KLINGBEIL										
26	61		LUCIE KREJCOVA/10125544/CZE							LAMIA 1/2004/Bay/Mare/103TX87								
			1	54	40	7:00:00.00	9:06:06.32	9:08:33.86		58/60	02:28		02:08:34	02:08:34	18.67	18.67	00:00	09:48:33
			2	48	32	9:48:33.86	11:37:34.24	11:40:44.44		60/44	03:10		01:52:11	04:00:44	17.12	17.94	00:00	12:20:44
			3	35	26	12:20:44.44	13:48:19.52	13:51:35.20		64/62	03:15	14:27:19	01:30:51	05:31:35	17.17	17.73	00:00	14:41:35
			4	26	22	14:41:35.20	15:49:29.08	15:55:54.42		55/54	06:25		01:07:54	06:39:29	19.44	18.02	00:00	
TrailBy: 02:00:58:743			Avg Recovery/Tot Recovery : 00:03:49 / 00:15:18					Lucie KREJCOVA/Lucie SKABOVA										
27	59		MICHAELA JAKESOVÁ/10159995/CZE							PRETORIA SYMPHONIE/2007/Black/Mare/106CE01								
			1	55	40	7:00:00.00	9:06:06.04	9:08:35.93		58/60	02:30		02:08:36	02:08:36	18.66	18.66	00:00	09:48:35
			2	50	32	9:48:35.93	11:37:33.75	11:40:53.82		58/60	03:20		01:52:18	04:00:54	17.1	17.93	00:00	12:20:53
			3	36	26	12:20:53.82	13:48:18.70	13:52:07.30		64/56	03:48	14:27:22	01:31:13	05:32:07	17.1	17.7	00:00	14:42:07
			4	27	22	14:42:07.30	15:49:31.06	15:55:59.75		63/60	06:29		01:07:24	06:39:31	19.59	18.02	00:00	
TrailBy: 02:01:00:723			Avg Recovery/Tot Recovery : 00:04:01 / 00:16:07					Michaela JAKESOVÁ/Lucie SKABOVA										
28	83		ANDRE CORIOU/10019217/FRA							BASSAM KERADENNEC/2011/Chestnut/Gelding/106CP46								
			1	73	40	7:00:00.00	9:09:52.44	9:14:39.71	9:21:06.06	70 - 56/56	11:14		02:21:06	02:21:06	17.01	17.01	00:00	10:01:06
			2	54	32	10:01:06.06	11:48:40.00	11:52:45.81		64/62	04:06		01:51:40	04:12:46	17.19	17.09	00:00	12:32:45
			3	39	26	12:32:45.81	13:56:20.06	14:01:38.83		63/60	05:19	14:35:34	01:28:53	05:41:39	17.55	17.21	00:00	14:51:38
			4	28	22	14:51:38.83	15:51:50.99	16:05:05.77		54/52	13:15		01:00:12	06:41:51	21.93	17.92	00:00	
TrailBy: 02:03:20:657			Avg Recovery/Tot Recovery : 00:08:28 / 00:33:54					Janine LE DUFF, Jean Paul LE DUFF/Andre CORIOU										
29	55		ZHANINA IVANOVA/10039070/BUL							DEBRA/2008/Grey/Mare/104TX31								
			1	65	40	7:00:00.00	9:11:02.89	9:13:05.40	9:16:19.50	67 - 64/50	05:17		02:16:20	02:16:20	17.6	17.6	00:00	09:56:19
2	51	32	9:56:19.50	11:48:47.34	11:51:09.35		63/60	02:22		01:54:50	04:11:09	16.72	17.2	00:00	12:31:09			

29	3	38	26	12:31:09.35	13:56:42.14	14:00:37.20		59/52	03:55	14:36:07	01:29:28	05:40:37	17.44	17.26	00:00	14:50:37		
	4	29	22	14:50:37.20	15:52:40.60	16:01:43.40		49/52	09:02		01:02:03	06:42:41	21.27	17.88	00:00			
	TrailBy: 02:04:10:260			Avg Recovery/Tot Recovery : 00:05:09 / 00:20:36					Yavis Ltd./Denis FURLANSKI									
30	86		VIRGINIE DURIN/10094093/FRA								IZMINA DE JOUVENCE/2010/Other/Mare/106AX41							
	1	60	40	7:00:00.00	9:03:55.17	9:08:16.70	9:11:33.83	69 - 64/60	07:39		02:11:34	02:11:34	18.24	18.24	00:00	09:51:33		
	2	44	32	9:51:33.83	11:28:10.06	11:33:11.17		62/62	05:01		01:41:37	03:53:11	18.89	18.53	00:00	12:13:11		
	3	30	26	12:13:11.17	13:34:48.05	13:39:11.82		60/80	04:24	14:14:25	01:26:01	05:19:12	18.14	18.42	00:00	14:29:11		
	4	30	22	14:29:11.82	16:01:13.96	16:05:01.68		62/60	03:48		01:32:02	06:51:14	14.34	17.51	00:00			
	TrailBy: 02:12:43:623			Avg Recovery/Tot Recovery : 00:05:13 / 00:20:52					Virginie DURIN/Virginie DURIN									
31	57		IVAN STOICHEV/10039075/BUL								ZENIAT/2011/Grey/Male/105TH15							
	1	69	40	7:00:00.00	9:11:01.87	9:14:20.67	9:17:50.35	67 - 61/56	06:48		02:17:50	02:17:50	17.41	17.41	00:00	09:57:50		
	2	58	32	9:57:50.35	11:48:42.50	11:54:12.96		64/50	05:30		01:56:23	04:14:13	16.5	16.99	00:00	12:34:12		
	3	43	26	12:34:12.96	14:05:24.28	14:11:03.24		61/52	05:39	14:46:25	01:36:50	05:51:03	16.11	16.75	00:00	15:01:03		
	4	31	22	15:01:03.24	16:03:29.04	16:13:48.91		62/56	10:20		01:02:26	06:53:29	21.14	17.41	00:00			
TrailBy: 02:14:58:700			Avg Recovery/Tot Recovery : 00:07:04 / 00:28:17					Yavis-66 Ltd./Dessislava ALEKSIEVA										
32	105		NIKKI MALCOLM/10014488/GBR								OSO SPIRALLING WIND/2011/Grey/Gelding/105QG65							
	1	72	40	7:00:00.00	9:16:14.33	9:20:51.48		55/52	04:37		02:20:51	02:20:51	17.04	17.04	00:00	10:00:51		
	2	53	32	10:00:51.48	11:46:24.37	11:52:32.61		56/52	06:09	12:17:52	01:51:41	04:12:33	17.19	17.11	00:00	12:32:32		
	3	40	26	12:32:32.61	13:56:40.99	14:04:34.21		64/60	07:53	14:40:07	01:32:02	05:44:34	16.95	17.06	00:00	14:54:34		
	4	32	22	14:54:34.21	16:04:37.06	16:17:22.06		54/60	12:45		01:10:03	06:54:37	18.84	17.37	00:00			
TrailBy: 02:16:06:723			Avg Recovery/Tot Recovery : 00:07:51 / 00:31:24					Amanda KETTLEWELL/Nikki MALCOLM										
33	52		JULIE SCHOUPPE/10143981/BEL								TABAL DU COURTISOT/2007/Bay/Gelding/106FC66							
	1	57	40	7:00:00.00	9:01:15.01	9:04:53.04	9:09:33.32	68 - 61/68	08:18		02:09:33	02:09:33	18.52	18.52	00:00	09:49:33		
	2	37	32	9:49:33.32	11:25:41.37	11:28:54.20		64/64	03:13		01:39:21	03:48:54	19.33	18.87	00:00	12:08:54		
	3	33	26	12:08:54.20	13:33:31.14	13:39:04.97	13:44:52.53	70 - 64/62	11:22	14:19:34	01:35:58	05:24:53	16.25	18.1	00:00	14:34:52		
	4	33	22	14:34:52.53	16:04:40.66	16:14:51.21		62/60	10:10		01:29:48	06:54:41	14.7	17.36	00:00			
TrailBy: 02:16:10:327			Avg Recovery/Tot Recovery : 00:08:15 / 00:33:03					Pierre ARNOULD/Carine BOULANGER										
34	133		HANNA MARTINSSON/10088817/SWE								DERES/2007/Chestnut/Gelding/104GU85							
	1	66	40	7:00:00.00	9:13:07.48	9:16:52.41		63/60	03:45		02:16:52	02:16:52	17.53	17.53	00:00	09:56:52		
	2	59	32	9:56:52.41	11:51:47.55	11:55:28.66		64/56	03:41		01:58:36	04:15:29	16.19	16.91	00:00	12:35:28		
	3	42	26	12:35:28.66	14:06:11.44	14:10:14.62		63/62	04:04	14:45:22	01:34:46	05:50:15	16.46	16.79	00:00	15:00:14		
	4	34	22	15:00:14.62	16:10:08.80	16:17:08.36		58/58	06:59		01:09:54	07:00:09	18.88	17.14	00:00			
TrailBy: 02:21:38:467			Avg Recovery/Tot Recovery : 00:04:37 / 00:18:29					AE Endurance Riding AB/Annelie ERIKSSON										
35	131		MARIA HAGMAN-ERIKSSON/10020914/SWE								TOP SPIN/2011/Chestnut/Gelding/105XG29							
	1	62	40	7:00:00.00	9:13:04.37	9:15:17.57		55/56	02:14		02:15:18	02:15:18	17.74	17.74	00:00	09:55:17		
	2	57	32	9:55:17.57	11:52:06.03	11:54:12.06		60/56	02:06		01:58:54	04:14:12	16.15	16.99	00:00	12:34:12		
	3	41	26	12:34:12.06	14:06:16.88	14:09:24.18		64/60	03:07	14:44:31	01:35:12	05:49:24	16.39	16.83	00:00	14:59:24		
	4	35	22	14:59:24.18	16:10:40.86	16:16:12.65		52/52	05:32		01:11:17	07:00:41	18.52	17.12	00:00			
TrailBy: 02:22:10:523			Avg Recovery/Tot Recovery : 00:03:14 / 00:12:59					Maria HAGMAN-ERIKSSON/Maria HAGMAN-ERIKSSON										
36	96		ELLA BUNTING/10110680/GBR								ALY'S ESTRELLA DE ROCK/2009/Grey/Male/105TH82							
	1	56	40	7:00:00.00	9:06:17.03	9:08:54.61		52/50	02:38		02:08:55	02:08:55	18.62	18.62	00:00	09:48:54		
	2	49	32	9:48:54.61	11:37:35.80	11:40:49.63		61/57	03:14		01:51:55	04:00:50	17.16	17.94	00:00	12:20:49		
	3	37	26	12:20:49.63	13:56:34.50	14:00:18.16		56/52	03:43	14:36:15	01:39:29	05:40:18	15.68	17.28	00:00	14:50:18		
	4	36	22	14:50:18.16	16:12:51.02	16:21:58.80		48/48	09:08		01:22:33	07:02:51	15.99	17.03	00:00			
TrailBy: 02:24:20:687			Avg Recovery/Tot Recovery : 00:04:40 / 00:18:43					Ella BUNTING/Ella BUNTING										

37	79		AMAYA SUAREZ PRIETO/10098286/ESP							CHURRUCA/2010/Bay/Mare/105LU32						
	1	79	40	7:00:00.00	9:15:56.11	9:24:40.06		53/54	08:44		02:24:40	02:24:40	16.59	16.59	00:00	10:04:40
	2	70	32	10:04:40.06	11:56:07.82	12:04:30.68		61/52	08:23		01:59:51	04:24:31	16.02	16.33	00:00	12:44:30
	3	46	26	12:44:30.68	14:05:22.98	14:14:12.03		55/58	08:49	14:49:07	01:29:41	05:54:12	17.39	16.6	00:00	15:04:12
	4	37	22	15:04:12.03	16:13:13.77	16:23:06.66		57/58	09:53		01:09:02	07:03:14	19.12	17.01	00:00	
			TrailBy: 02:24:43:433		Avg Recovery/Tot Recovery : 00:08:57 / 00:35:49				GREGORIO NUÑEZ DE ARENAS/Gregorio NUNEZ DE ARENAS CORDOBA							
38	73		GREGORIO NUNEZ DE ARENAS CORDOBA/10018621/ESP							SHIRER PEU/2007/Grey/Stallion/104VW30						
	1	87	40	7:00:00.00	9:15:56.01	9:24:41.70	9:33:00.66	67 - 58/60	17:05		02:33:01	02:33:01	15.69	15.69	00:00	10:13:00
	2	69	32	10:13:00.66	11:56:07.11	12:04:26.18		64/50	08:19		01:51:26	04:24:26	17.23	16.34	00:00	12:44:26
	3	45	26	12:44:26.18	14:05:21.93	14:14:08.94		62/57	08:47	14:48:58	01:29:43	05:54:09	17.39	16.6	00:00	15:04:08
	4	38	22	15:04:08.94	16:13:14.01	16:24:06.37		61/58	10:52		01:09:05	07:03:14	19.11	17.01	00:00	
			TrailBy: 02:24:43:677		Avg Recovery/Tot Recovery : 00:11:15 / 00:45:03				ENRIQUE MARISCAL GRAJERA/Gregorio NUNEZ DE ARENAS CORDOBA							
39	127		MADELENE BERGMAN/10153223/SWE							NAEL/2006/Chestnut/Gelding/105DT65						
	1	82	40	7:00:00.00	9:10:07.47	9:19:11.99	9:27:13.10	65 - 58/54	17:06		02:27:13	02:27:13	16.3	16.3	00:00	10:07:13
	2	66	32	10:07:13.10	11:58:32.09	12:02:01.47		61/56	03:29		01:54:48	04:22:01	16.72	16.49	00:00	12:42:01
	3	44	26	12:42:01.47	14:10:29.60	14:13:00.46		63/68	02:30	14:54:10	01:30:59	05:53:00	17.15	16.66	00:00	15:03:00
	4	39	22	15:03:00.46	16:19:40.83	16:26:41.07		55/56	07:00		01:16:40	07:09:41	17.22	16.76	00:00	
			TrailBy: 02:31:10:490		Avg Recovery/Tot Recovery : 00:07:31 / 00:30:05				Madelene Bergman/Madelene BERGMAN							
40	100		ISOBELLA FRICKER/10079077/GBR							SPANISH HEIR/2009/Grey/Male/105UZ42						
	1	78	40	7:00:00.00	9:21:40.04	9:24:35.87		64/60	02:56		02:24:36	02:24:36	16.6	16.6	00:00	10:04:35
	2	62	32	10:04:35.87	11:57:46.55	12:00:45.70		62/60	02:59		01:56:10	04:20:46	16.53	16.57	00:00	12:40:45
	3	47	26	12:40:45.70	14:10:55.96	14:14:22.99		58/56	03:27	14:49:46	01:33:37	05:54:23	16.66	16.59	00:00	15:04:22
	4	40	22	15:04:22.99	16:19:43.11	16:26:49.04		60/58	07:06		01:15:20	07:09:43	17.52	16.76	00:00	
			TrailBy: 02:31:12:777		Avg Recovery/Tot Recovery : 00:04:07 / 00:16:28				Isobella FRICKER/Isobella FRICKER							
41	111		NICOLA BOUD -TIGHE/10034594/IRL							INCHAALLAH CLADDAH/2008/Bay/Mare/105FE25						
	1	64	40	7:00:00.00	9:12:41.22	9:16:09.40		59/58	03:28		02:16:09	02:16:09	17.63	17.63	00:00	09:56:09
	2	55	32	9:56:09.40	11:46:22.24	11:53:38.22		60/52	07:16		01:57:29	04:13:38	16.34	17.03	00:00	12:33:38
	3	48	26	12:33:38.22	14:05:56.58	14:15:12.90		53/56	09:16	14:50:19	01:41:35	05:55:13	15.36	16.55	00:00	15:05:12
	4	41	22	15:05:12.90	16:20:03.22	16:30:47.02		60/60	10:44		01:14:50	07:10:03	17.64	16.74	00:00	
			TrailBy: 02:31:32:887		Avg Recovery/Tot Recovery : 00:07:41 / 00:30:44				NICOLA BOUD/Nicola BOUD -TIGHE							
42	62		NIKOLA NOVAKOVA/10179726/CZE							LATIF GHAZAL/2009/Bay/Male/105EV03						
	1	76	40	7:00:00.00	9:20:25.74	9:23:53.26		54/60	03:27		02:23:53	02:23:53	16.68	16.68	00:00	10:03:53
	2	61	32	10:03:53.26	11:56:19.00	11:59:46.15		54/56	03:27		01:55:53	04:19:46	16.57	16.63	00:00	12:39:46
	3	49	26	12:39:46.15	14:14:38.17	14:17:09.37		53/54	02:31	14:52:09	01:37:23	05:57:09	16.02	16.46	00:00	15:07:09
	4	42	22	15:07:09.37	16:31:30.03	16:35:28.00		54/56	03:58		01:24:21	07:21:30	15.65	16.31	00:00	
			TrailBy: 02:42:59:697		Avg Recovery/Tot Recovery : 00:03:20 / 00:13:23				JK Wood-service Team/Ladislav SMUDEK							
43	128		EBBA BOTA/10156528/SWE							CAHAYLA/2001/Bay/Mare/103NU09						
	1	85	40	7:00:00.00	9:27:35.03	9:30:04.60		57/52	02:30		02:30:05	02:30:05	15.99	15.99	00:00	10:10:04
	2	63	32	10:10:04.60	11:58:40.72	12:01:41.70		56/58	03:01		01:51:37	04:21:42	17.2	16.51	00:00	12:41:41
	3	50	26	12:41:41.70	14:14:45.06	14:19:14.74		59/52	04:30	14:56:18	01:37:33	05:59:15	15.99	16.37	00:00	15:09:14
	4	43	22	15:09:14.74	16:38:28.50	16:44:32.50		49/48	06:04		01:29:14	07:28:29	14.79	16.05	00:00	
			TrailBy: 02:49:58:163		Avg Recovery/Tot Recovery : 00:04:01 / 00:16:05				Tonje Danielson/Tonje DANIELSON							
44	132		ELIN JOELSSON/10086209/SWE							CAS JEREMIAH GRAY/2009/Grey/Gelding/105EH52						
	1	71	40	7:00:00.00	9:17:37.38	9:20:38.01		46/46	03:01		02:20:38	02:20:38	17.07	17.07	00:00	10:00:38

44	2	64	32	10:00:38.01	11:58:13.46	12:01:42.30		55/52	03:29		02:01:04	04:21:42	15.86	16.51	00:00	12:41:42	
	3	53	26	12:41:42.30	14:28:43.69	14:32:38.94		56/60	03:55	15:07:26	01:50:57	06:12:39	14.06	15.78	00:00	15:22:38	
	4	44	22	15:22:38.94	16:44:17.19	16:54:29.46		52/52	10:12		01:21:38	07:34:17	16.17	15.85	00:00		
	TrailBy: 02:55:46:857				Avg Recovery/Tot Recovery : 00:05:09 / 00:20:37				Elin Grängård/Eiin JOELSSON								
45	118		STEFANIA MARCHIANO/10084652/ITA						FALANGHINA/2009/Grey/Mare/105EB57								
	1	75	40	7:00:00.00	9:17:36.47	9:23:02.94		57/56	05:27		02:23:03	02:23:03	16.78	16.78	00:00	10:03:02	
	2	68	32	10:03:02.94	11:58:15.83	12:03:58.99		58/60	05:43		02:00:56	04:23:59	15.88	16.36	00:00	12:43:58	
	3	52	26	12:43:58.99	14:28:41.00	14:32:08.94		59/60	03:28	15:07:19	01:48:10	06:12:09	14.42	15.8	00:00	15:22:08	
	4	45	22	15:22:08.94	16:44:19.34	16:50:14.30		54/50	05:55		01:22:10	07:34:19	16.06	15.85	00:00		
TrailBy: 02:55:49:007				Avg Recovery/Tot Recovery : 00:05:08 / 00:20:33				AE Endurance Riding AB/Annelie ERIKSSON									
46	102		GRAHAM HARTLEY/10017667/GBR						BLACKWATER RAAHID/2011/Grey/Male/105XT48								
	1	80	40	7:00:00.00	9:21:36.91	9:24:45.62		57/56	03:09		02:24:46	02:24:46	16.58	16.58	00:00	10:04:45	
	2	67	32	10:04:45.62	11:59:36.72	12:02:29.82		59/50	02:53	12:38:37	01:57:44	04:22:30	16.31	16.46	00:00	12:42:29	
	3	51	26	12:42:29.82	14:25:14.08	14:27:51.96		64/52	02:38	15:03:07	01:45:22	06:07:52	14.81	15.98	00:00	15:17:51	
	4	46	22	15:17:51.96	16:45:27.16	16:51:35.32		55/60	06:08		01:27:35	07:35:27	15.07	15.81	00:00		
TrailBy: 02:56:56:823				Avg Recovery/Tot Recovery : 00:03:42 / 00:14:48				Elizabeth PLATTS/Elizabeth PLATTS									
47	98		LINDA COWPERTHWAIT/10020727/GBR						KRAKATAU/2010/Chestnut/Male/106JT36								
	1	84	40	7:00:00.00	9:21:39.83	9:28:15.82		63/62	06:36		02:28:16	02:28:16	16.19	16.19	00:00	10:08:15	
	2	72	32	10:08:15.82	11:59:39.07	12:06:22.92		63/56	06:44		01:58:07	04:26:23	16.25	16.22	00:00	12:46:22	
	3	54	26	12:46:22.92	14:25:15.67	14:32:53.22		59/58	07:37	15:08:00	01:46:30	06:12:53	14.65	15.77	00:00	15:22:53	
	4	47	22	15:22:53.22	16:45:27.21	16:54:36.73		57/54	09:10		01:22:34	07:35:27	15.99	15.81	00:00		
TrailBy: 02:56:56:877				Avg Recovery/Tot Recovery : 00:07:31 / 00:30:07				Evelyn HELME/Linda COWPERTHWAIT									